






Municipio de Tuxpan
Estado Analítico del Ejercicio del Presupuesto de Egresos
Clasificación Administrativa

del 01 de Enero al 31 de Enero de 2022

Concepto	Egresos						Subejercicio 6 = (3 - 4)
	Aprobado	Ampliaciones /	Modificado	Devengado	Pagado	Subejercicio	
	1	2	3 = (1 + 2)	4	5		
Presidencia Municipal	\$105,863,230.03	\$-9,695,930.19	\$96,167,299.84	\$1,477,601.01	\$1,477,601.01	\$94,689,698.83	
Sindicatura	\$4,486,632.54	\$116,312.26	\$4,602,944.80	\$405,850.86	\$405,850.86	\$4,197,093.94	
Regiduría	\$28,637,015.55	\$880,058.02	\$29,517,073.57	\$2,699,062.78	\$2,699,062.78	\$26,818,010.79	
Secretaría del ayuntamiento	\$6,740,625.36	\$30,250.40	\$6,770,875.76	\$362,127.96	\$362,127.96	\$6,408,747.80	
Organo de Control Interno	\$2,707,054.91	\$30,076.40	\$2,737,131.31	\$220,249.22	\$220,249.22	\$2,516,882.09	
Agentes y SubAgentes Municipales	\$5,125,366.43	-	\$5,125,366.43	\$413,108.76	\$413,108.76	\$4,712,257.67	
Presidente Municipal	\$164,896,517.66	\$-3,790,187.70	\$161,106,329.96	\$6,155,232.39	\$6,147,951.19	\$154,951,097.57	
Desarrollo Económico	\$4,785,287.81	\$14,994.04	\$4,800,281.85	\$288,575.48	\$288,575.48	\$4,511,706.37	
Desarrollo social	\$40,670,578.63	\$-1,016,843.52	\$39,653,735.11	\$1,839,931.62	\$1,839,931.62	\$37,813,803.49	
Dirección de Obras Públicas	\$164,065,643.42	\$-6,026,037.71	\$158,039,605.71	\$1,547,448.93	\$1,506,698.93	\$156,492,156.78	
Policía Municipal Preventiva	\$71,651,203.59	\$-887,164.00	\$70,764,039.59	\$146,485.24	\$146,485.24	\$70,617,554.35	
Tesorería	\$47,132,414.09	\$26,038,921.85	\$73,171,335.94	\$11,507,408.39	\$11,507,408.39	\$61,663,927.55	
Total del Gasto	\$646,761,570.02	\$5,694,449.85	\$652,456,019.87	\$27,063,082.64	\$27,015,051.44	\$625,392,937.23	

 Lic. José Manuel Pozos Castro
Presidente Municipal

 Lic. Néstor José Flores Lugo
Tesorero Municipal

 Lic. Beatriz P.V.
Sindica Única

 Lic. Magdaleno Resendis Ambrocio
Regidora de Hacienda

 027
TESORERIA MUNICIPAL
2022-2025