


Estado Analítico del Ejercicio del Presupuesto de Egresos Detallado - LDF

CLASIFICACIÓN ADMINISTRATIVA
Del 1 de enero al 31 de marzo de 2024
(PESOS)



| Concepto | Egresos | | | | | |
|---|------------------|------------------------------|--------------------|------------------|------------------|------------------|
| | Aprobado | Ampliaciones / (Reducciones) | Modificado | Devengado | Pagado | Subejercicio |
| III. Total de Egreso (III = I + II) | \$835,972,023.06 | \$207,563,642.70 | \$1,043,535,665.76 | \$264,661,314.25 | \$264,661,314.25 | \$778,874,351.51 |
| I. Gasto No Etiquetado | \$568,059,595.86 | \$95,737,875.62 | \$663,797,471.48 | \$164,413,395.02 | \$164,413,395.02 | \$499,384,076.46 |
| II. Gasto Etiquetado | \$267,912,427.20 | \$111,825,767.08 | \$379,738,194.28 | \$100,247,919.23 | \$100,247,919.23 | \$279,490,275.05 |
| 1 Ayuntamiento | | | | | | |
| 1.1 Cabildo | | | | | | |
| 1.1.1 Presidencia Municipal | \$39,120,095.75 | \$18,384,418.34 | \$57,504,514.09 | \$11,737,067.63 | \$11,737,067.63 | \$45,767,446.46 |
| 1.1.2 Sindicatura | \$9,014,988.24 | \$162,948.66 | \$9,177,936.90 | \$1,250,660.40 | \$1,250,660.40 | \$7,927,276.50 |
| 1.1.3 Regiduría | \$46,229,305.93 | \$298,471.65 | \$46,527,777.58 | \$11,117,122.36 | \$11,117,122.36 | \$35,410,655.22 |
| 1.1.4 Secretaría del ayuntamiento | \$7,601,977.25 | \$1,091,936.55 | \$8,693,913.80 | \$1,829,786.99 | \$1,829,786.99 | \$6,864,126.81 |
| 1.1.5 Organismo de Control Interno | \$4,153,889.31 | \$797,474.22 | \$4,951,363.53 | \$919,853.69 | \$919,853.69 | \$4,031,509.84 |
| 1.1.6 Organos Auxiliares | | | | | | |
| 1.1.6.1 Agentes y SubAgentes Municipales | \$9,200,452.80 | \$0.00 | \$9,200,452.80 | \$1,971,774.53 | \$1,971,774.53 | \$7,228,678.27 |
| 1.2 Administración Pública Municipal | | | | | | |
| 1.2.1 Presidente Municipal | \$187,422,994.16 | \$31,712,380.64 | \$219,135,374.80 | \$59,781,474.00 | \$59,781,474.00 | \$159,353,900.80 |
| 1.2.2 Desarrollo Económico | \$8,400,905.62 | \$857,701.58 | \$9,258,607.20 | \$1,193,955.93 | \$1,193,955.93 | \$8,064,651.27 |
| 1.2.3 Desarrollo social | \$45,175,583.61 | \$3,753,240.59 | \$48,928,824.20 | \$8,995,702.44 | \$8,995,702.44 | \$39,933,121.76 |
| 1.2.4 Servicio Público de Tránsito | \$0.00 | \$0.00 | \$0.00 | \$0.00 | \$0.00 | \$0.00 |
| 1.2.5 Dirección de Obras Públicas | \$44,463,710.82 | \$22,408,767.42 | \$66,872,478.24 | \$16,238,677.99 | \$16,238,677.99 | \$50,633,800.25 |
| 1.2.6 Policía Municipal Preventiva | \$41,868,929.10 | \$4,240,010.26 | \$46,108,939.36 | \$13,142,850.23 | \$13,142,850.23 | \$32,966,089.13 |
| 1.2.7 Tesorería | \$125,406,763.27 | \$12,030,525.71 | \$137,437,288.98 | \$36,234,468.83 | \$36,234,468.83 | \$101,202,820.15 |
| 1.3 Administración Pública Paramunicipal | | | | | | |
| 1.3.1 Organismos Descentralizados | \$0.00 | \$0.00 | \$0.00 | \$0.00 | \$0.00 | \$0.00 |
| 1.3.2 Empresas de Participación Municipal | \$0.00 | \$0.00 | \$0.00 | \$0.00 | \$0.00 | \$0.00 |
| 1.3.3 Fideicomisos Públicos | \$0.00 | \$0.00 | \$0.00 | \$0.00 | \$0.00 | \$0.00 |
| 1 Ayuntamiento | | | | | | |
| 1.1 Cabildo | | | | | | |
| 1.1.1 Presidencia Municipal | \$15,565,770.34 | \$2,646,275.33 | \$18,212,045.67 | \$0.00 | \$0.00 | \$18,212,045.67 |
| 1.1.2 Sindicatura | \$0.00 | \$0.00 | \$0.00 | \$0.00 | \$0.00 | \$0.00 |
| 1.1.3 Regiduría | \$0.00 | \$0.00 | \$0.00 | \$0.00 | \$0.00 | \$0.00 |
| 1.1.4 Secretaría del ayuntamiento | \$0.00 | \$0.00 | \$0.00 | \$0.00 | \$0.00 | \$0.00 |
| 1.1.5 Organismo de Control Interno | \$0.00 | \$0.00 | \$0.00 | \$0.00 | \$0.00 | \$0.00 |
| 1.1.6 Organos Auxiliares | | | | | | |
| 1.1.6.1 Agentes y SubAgentes Municipales | \$0.00 | \$0.00 | \$0.00 | \$0.00 | \$0.00 | \$0.00 |
| 1.2 Administración Pública Municipal | | | | | | |
| 1.2.1 Presidente Municipal | \$0.00 | \$2,683,499.92 | \$2,683,499.92 | \$0.00 | \$0.00 | \$2,683,499.92 |
| 1.2.2 Desarrollo Económico | \$0.00 | \$0.00 | \$0.00 | \$0.00 | \$0.00 | \$0.00 |
| 1.2.3 Desarrollo social | \$0.00 | \$0.00 | \$0.00 | \$0.00 | \$0.00 | \$0.00 |
| 1.2.4 Servicio Público de Tránsito | \$0.00 | \$0.00 | \$0.00 | \$0.00 | \$0.00 | \$0.00 |
| 1.2.5 Dirección de Obras Públicas | \$161,387,536.00 | \$164,222,473.05 | \$325,610,009.05 | \$100,122,620.15 | \$100,122,620.15 | \$225,487,388.90 |
| 1.2.6 Policía Municipal Preventiva | \$46,431,308.78 | -\$46,431,308.78 | \$0.00 | \$0.00 | \$0.00 | \$0.00 |
| 1.2.7 Tesorería | \$44,527,812.08 | -\$11,295,172.44 | \$33,232,639.64 | \$125,299.08 | \$125,299.08 | \$33,107,340.56 |
| 1.3 Administración Pública Paramunicipal | | | | | | |
| 1.3.1 Organismos Descentralizados | \$0.00 | \$0.00 | \$0.00 | \$0.00 | \$0.00 | \$0.00 |
| 1.3.2 Empresas de Participación Municipal | \$0.00 | \$0.00 | \$0.00 | \$0.00 | \$0.00 | \$0.00 |
| 1.3.3 Fideicomisos Públicos | \$0.00 | \$0.00 | \$0.00 | \$0.00 | \$0.00 | \$0.00 |






Lic. José Manuel Torres Castro
Presidente Municipal



Tuxpan
Ciudad y Puerto

PRESIDENCIA MUNICIPAL
2022-2025




Lic. Beatriz Pita Vergara
Síndico Única




Tuxpan
Ciudad y Puerto

SÍNDICO ÚNICA
2022-2025




C. Lucero Magdalena Resendis Ambrocio
Regidora de Hacienda



Tuxpan
Ciudad y Puerto

REGIDURÍA SEXTA
2022-2025



Lic. Nelson José Flores Lugo
Tesorero Municipal



Tuxpan
Ciudad y Puerto

TESORERÍA MUNICIPAL
2022-2025